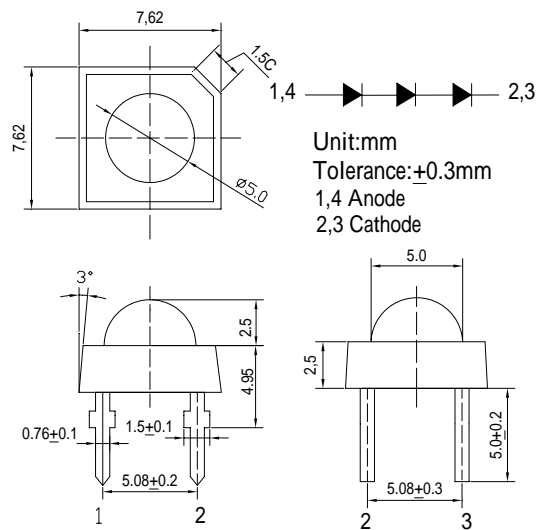


■Features

- High Luminous Super Flux Output
- Superior Weather-resistance
- UV Resistant Epoxy
- Long Lifetime Operation
- Water Clear Type

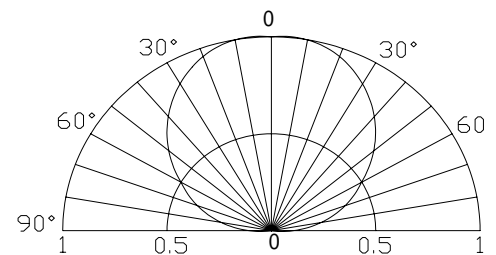
■Applications

- General Purpose Indicators
- Small Area Illuminations
- Back Lighting
- Other Lighting

■Outline Dimension

■Absolute Maximum Rating

(Ta=25)

Item	Symbol	Value	Unit
DC Forward Current	I_F	30	mA
Pulse Forward Current*	I_{FP}	100	mA
Reverse Voltage	V_R	15	V
Power Dissipation	P_D	324	mW
Operating Temperature	T_{opr}	-30 ~ +85	
Storage Temperature	T_{stg}	-40 ~ +100	
Lead Soldering Temperature	T_{sol}	260 / 5sec	-

■Directivity


*Pulse width Max.10ms , Duty ratio max 1/10

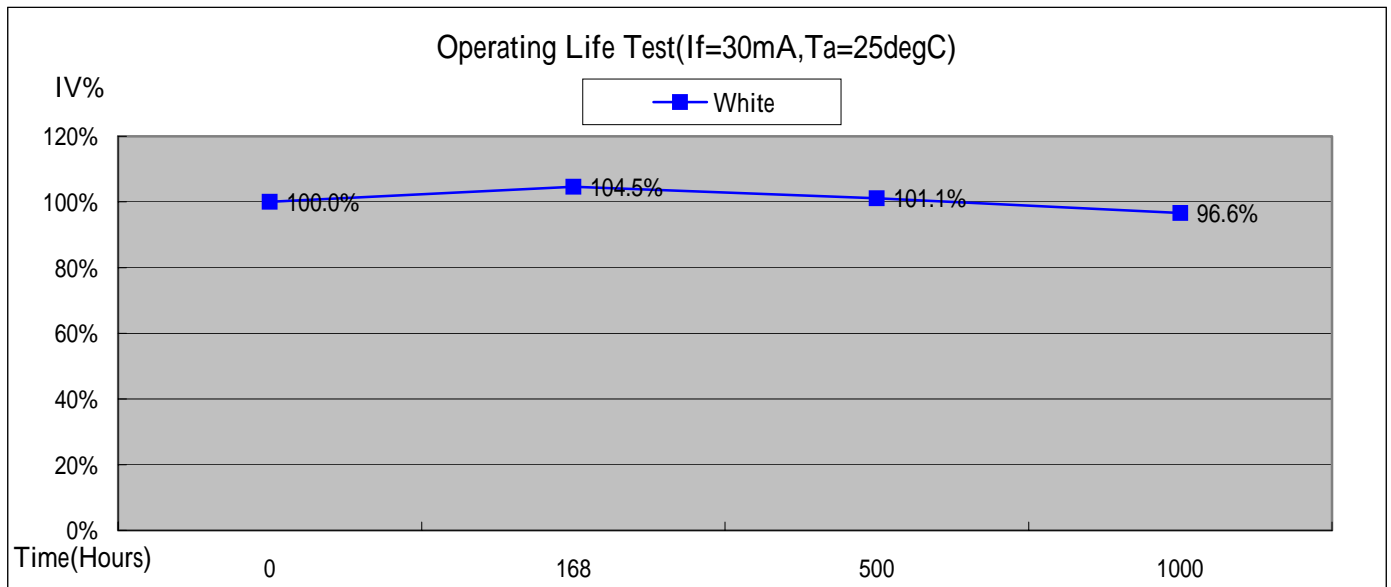
Electrical -Optical Characteristics

(Ta=25)

Item	Symbol	Condition	Min.	Typ.	Max.	Unit
DC Forward Voltage	V_F	$I_F=30mA$	8.9	9.3	10.8	V
DC Reverse Current	I_R	$V_R=15V$	-	-	10	μA
Luminous Flux*	ν	$I_F=30mA$	-	30	-	lm
Color Temperature	CCT	$I_F=30mA$	-	6500	-	K
Chromaticity Coordinates*	x	$I_F=30mA$	-	0.31	-	
	y	$I_F=30mA$	-	0.33	-	
50% Power Angle	$2\theta_{1/2}$	$I_F=30mA$	-	120	-	deg

 *1 Tolerance of chromaticity coordinates is $\pm 10\%$

 *2 Tolerance of luminous intensity is $\pm 15\%$

OPERATION LIFE TEST LUMINANCE RATE CURVE


*Burn-in condition: 30mA

*Projection of Statistical Average Light Output Degradation Performance for LED Technology
Extrapolated from OptoSupply QA Dept. Test Data.

*According to OptoSupply outgoing Packaged Products Specification

*MTBF:61,000hrs, 90% Confidence (A Failure is Any LED Which is Open, shorted or fails to Emit Light)

*The Projected Data is Base on The Feature of LED Itself Under Normal Operation Conditions.

*Any Improper Circuit Design or External Factors Might Cause a Different Result.